

THE BIRD SHOW

# ACTIVITY PACK

FUN FOR ALL THE FAMILY

Brought to you by The Last Baguette  
Theatre Company and Pound Arts

**Pound**  
Arts

Touring

**Rural Arts**



[Pound Arts is a registered charity \(charity number 1102787\)](#)

[If you enjoyed this activity pack, please consider making a donation by visiting \[poundarts.org.uk\]\(http://poundarts.org.uk\)](#)

# ABOUT THIS PACK

Inspired by the flap-tastic family comedy, The Bird Show by The Last Baguette.



The Bird Show follows Henry the Heron and Sally the House Sparrow on a zany journey to become friends while facing threats to their home.

This colourful show gently explores the impact of humans on nature and asks the question - what can we do differently?

We hope you enjoy these bird themed activities, please share your creations with us!

The Last Baguette are The Pound's resident theatre company. They tour shows, lead The Pound's Youth Theatre, run one off workshops and community projects.

**Visit [www.thelastbaguette.com](http://www.thelastbaguette.com) to find out more!**



Pound Arts is a registered charity, we run The Pound arts centre in Corsham, two annual festivals and the Rural Arts touring programme.

Our live programme includes, music, comedy, theatre and spoken word. We deliver workshops and community projects for all ages through our creative learning programme.

**Visit [www.poundarts.org.uk](http://www.poundarts.org.uk) to find out more!**



[@poundartscentre](https://www.facebook.com/poundartscentre)



[@poundarts](https://twitter.com/poundarts)




[@poundarts](https://www.instagram.com/poundarts)



[creative.learning@poundarts.org.uk](mailto:creative.learning@poundarts.org.uk)

# Colour in Henry the Heron



Pound Arts is a registered charity (charity number 1102787).

If you enjoyed this activity pack, please consider making a donation by visiting [poundarts.org.uk](http://poundarts.org.uk)

# Make your own tropical bird!

Use these colourful tropical birds to help give you ideas for this recycled craft activity.



These birds have beautiful multi-coloured feathers. What colours can you see in the photos of birds?



**Rufous-backed  
Kingfisher**



**Parrot**



**Cotinga**

## Did you know?

Some parrots can live over 80 years!

## What you will need:

These are the materials we used, but you can use whatever you have at home!

- Egg box
- Scissors
- Glue - could be pva, a glue stick or a glue gun
- Coloured paper
- Paint
- Paintbrush





1. Cut your egg box so you have two eye shapes and a beak shape. One egg box can make two birds.



2. Paint your egg box Use a different colour for the beak.



3. Cut out eyes and feathers for your bird.



4. Glue your eyes and feather to the egg box. When gluing two pieces together, hold and count to three.



### Well done!

There you have your finished bird. You could always cut out eye-holes and use it as a mask!

Don't forget to send photos of your birds to us! Use the details below.



@poundartscentre



@poundarts




@poundarts



creative.learning@poundarts.org.uk


# Colour in Sally the Sparrow



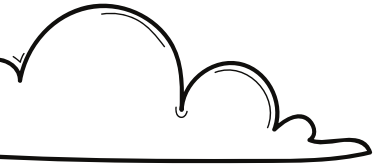
[Pound Arts is a registered charity \(charity number 1102787\)](#)

[If you enjoyed this activity pack, please consider making a donation by visiting \[poundarts.org.uk\]\(http://poundarts.org.uk\)](#)


# BIRD JOKES



How do crows stick together  
in a flock?  
Velcrow.



When should you buy a bird?  
When it's going cheep!



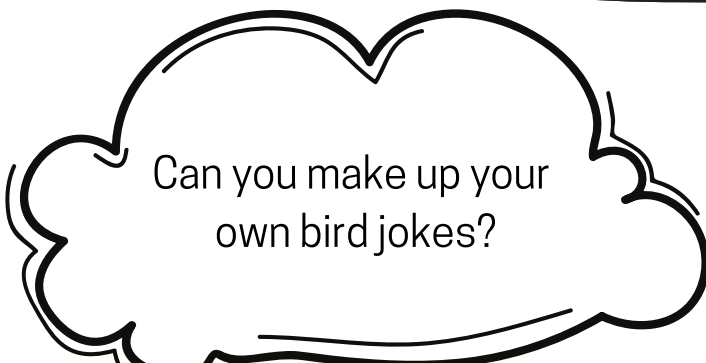
How do chickens get strong?  
Egg-cersize



What do you call a sad bird?  
A bluebird!



Can you make up your  
own bird jokes?



# Foil Printed Birds

Try this easy and fun way of printing using foil, felt tips and paper!  
There is a how to video on the Pound Arts [YouTube channel](#)  
or use the guide below.



You will need: foil, felt tips, paper and a water spray bottle (or a paintbrush)  
Draw your colourful design on the foil - work quickly!



Spray the foil with your felt tip design so it is nice and wet. If you dont have a spray bottle, brush some water onto your paper so it is wet. Lay the paper on top of the foil and press down. Peel off to reveal your design!




Cut bird shapes out of your printed paper. You can use the template on the next page. Then decorate using pens, pencils or collage!



# Bird Template

Print this page and use the birds as a template for your foil prints, or use them to start your own bird drawing!



# Handprint Birds

Create a bird using your handprint!

This activity was designed by Illustrator Marion Deuchars. She uses fingerprints and handprints to make lots of different animals! See more of her work on her website. [www.mariondeuchars.com](http://www.mariondeuchars.com)



You will need, paint, paintbrushes and paper.

Paint your hand and press it down on your paper to make your handprint! If you don't have paint draw around your hands with some colouring pens.




Add a beak, an eye, some feet and decorate your bird!  
We would love to see it, why not send us a photo!



# Toilet Paper Owls

Make your own egg-celent owls with your toilet roll tubes!  
You will need: Toilet roll tubes and colouring equipment! This could be pens, paints or collage materials.



Push down the tops of the tube to create your owl shape.  
Do this on both sides. Now you can decorate your owl!  
Paint it, stick things and watch it come to life.



Pound Arts is a registered charity (charity number 1102787).

If you enjoyed this activity pack, please consider making a donation by visiting [poundarts.org.uk](http://poundarts.org.uk)

# The Big Picture

Birds numbers are really in decline, but there are lots of things you can do to encourage bird life...

Just like us, birds need somewhere to live, food and water, and friends and family. They need to feel safe and secure.

- Feed the birds – peanuts, suet balls and seed mixes are just some of the foods you can feed birds.
- Make a bird bath. Birds like to bathe in water (as well as dust)
- Help birds find a home to nest in by putting up bird boxes
  - Don't be too tidy - leave wild areas in your garden
  - Lots of birds eat insects. You can plant flowers that attract insects
  - Avoid using pesticides (chemicals to kill insects). Birds can eat the insects and become poisoned
- Join your local Wildlife Trust, like Wiltshire Wildlife Trust. Trusts create nature reserves where birds and other animals can live safely. Lots of Trust have reserves that you can visit to spot wildlife.

**Thank you!**

Pound Arts is a registered charity (charity number 1102787)

If you enjoyed this activity pack, please consider making a donation by visiting [poundarts.org.uk](http://poundarts.org.uk)